

# Mona SC-2

Ultra Pulse Co2 Fractional laser system




Beijing Sanhe Beauty S & T Co.,Ltd

# Perspective of Machine



protective Glasses  
( Professional Anti laser radiation )



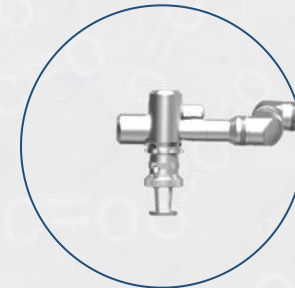
foot switch  
( Professional Anti electricity leakage )

## How does it works?

Fractional resurfacing is a new laser treatment modality that creates numerous microscopic thermal injury zones of controlled width, depth, and density that are surrounded by a reservoir of spared epidermal and dermal tissue, allowing for rapid repair of laser-induced thermal injury.

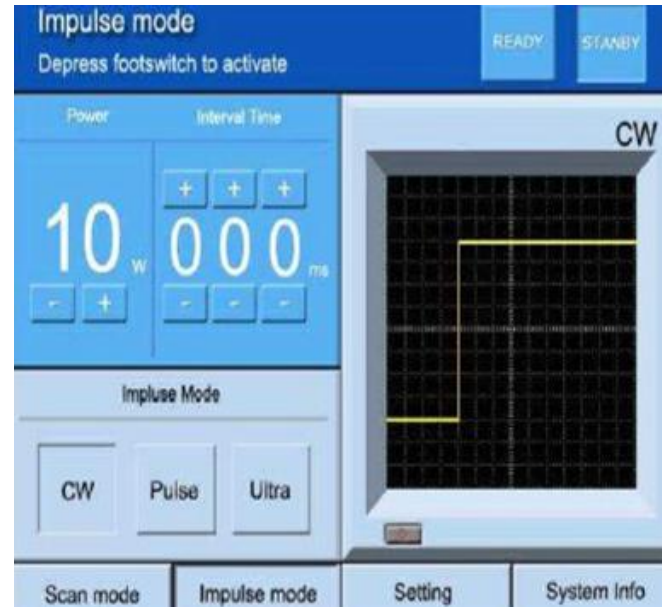
This unique modality, if implemented with proper laser-delivery systems, enables high-energy treatments while minimizing risks.

# Scanners & Cutting Surgery Heads



Scanner : Scanning size: Maximum 20\*20mm  
Cutting surgery head

# Easy Operation Interface




Scan Mode

Pulse Mode



# Special designing green Guide light




Scan size and shape



Scan density

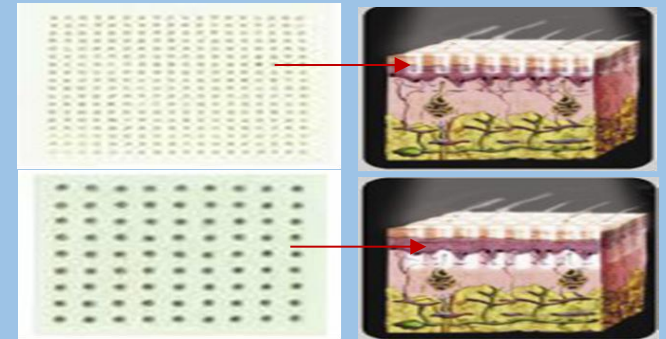
Scan depth



Healing zone selecting matches to each patient's needs  
Leave 95% to 0% intact



Shape: Ellipse, Rectangular, Triangular, Line, Square, hexagon, round  
Size: single pulse scanning maximum 20\*20mm adjustable



Select target depth (Epidermal or Dermal)  
Scan Depth: 20um-2000um adjustable

# Treatment Benefits

## Match patient needs to results

- Select healing zone volume (Density)
- Select volume treated (Spot Size)
- Select target depth (Epidermal or Dermal)

## Immediate results

- Removal damaged skin
- Contracture via heat & ablation

## Continued long-term improvement

- Collagen remodeling and Neocollagenesis



Professional Inside structure for easy maintenance

## Easy maintenance



## Specifications

Laser source: Mtal RF co2 Laser Generator

Laser Type:	10.6 $\mu$ m
Output Power:	30W
Focal length of working head:	F=50mm 75mm 100mm
Indication Beam:	Red Diode Laser(650nm, $\leq$ 5mW)
Transmission System:	7-Articulation Joint Spring Arm
Smoke Exhausting System:	Built-in air blow
Cooling System:	Air cooling
Environmental temperature:	5°C~40°C
Relative Humidity:	$\leq$ 80%
Power Supply:	$\sim$ 220V $\pm$ 22V,50Hz $\pm$ 1Hz
Dimension:	52*68*132cm
Weight:	35kg

### Working mode

Continous:	Power 1~30W step adjustable each 1 W
Pulse:	Power 1~30W step adjustable each 1
Interval time:	1~999ms
Ultra pulse:	Power 1~30W step adjustable each 1 Modulated frequency of 1000 Hz
Pulse Duration:	90-1000 $\mu$ s

### Scanning mode

Scan mode:	Ellipse, Rectangular, Triangular, Line, Square, hexagon, round
Repeat Delay:	0.1s---- 5.0s.
Micro Pulse Energy:	5mJ---50mJ.
Treatment Level:	0.30%-----25.0%.
Passes:	1-----10 times.
Estimated Power:	24mJ--1000J.
Ellipes estimated power:	31mJ----1000J
Rectangular estimated power:	24mJ----981J
Treatment area:	0.1*0.1mm, ----- 15*15mm.(F=50mm)
Handpiece Velocity:	0.1-----9cm2/s
Scanning Depth:	≤2.0mm

### Vaginal Mode

Working mode:	360 degree revolution
Treatment depth:	100mm
Treatment head diameter:	30mm
Max Scanning diameter:	9*9mm2
Spot Size Diameter:	0.2-1.0mm
Focus length:	150mm
Suggestion parameter setting:	30-40mj/pin

## Indications

Skin resurfacing (to improve texture)  
Pigmented lesions: Age spots / brown spots / sun spots  
Wrinkles around the eyes  
Acne scars  
Surgical scars  
Melasma (mask of pregnancy)  
Actinic Keratoses  
Stress Urinary Incontinence  
Relaxed Vagina  
Labium Whitening  
Dyspareunia  
Colpoxerosis  
Sexual satisfaction



## Notice Before Treatment



The patient should not take any medications containing aspirin (acetyl salicylic acid), high doses of vitamin E, eating garlic, consuming alcohol and smoking at least 2 weeks before and after the treatment .



The surgeon will decide whether preliminary examinations are necessary, such as blood tests, an electrocardiogram, or x-rays of the lungs. If this is the case, these tests should be performed 2 weeks before the surgery.



It is best not to wear any makeup when the client comes in for the operation.



Wear loose clothing that doesn't need to be pulled over head; the client may also want to bring a scarf to cover the bandages on the way home.



Do not eat or drink anything for 6 hours before your operation



Local anesthetic will be injected subcutaneously (under the skin)

**1**

Clean the skin.

**2**

About 20-30 minutes prior to treatment, apply a topical anesthetic to the treatment area.

**3**

Right before treatment beginning, wash off the anesthetic and apply a thin layer of the tracking gel.

**4**

During treatment, apply cold air for patient comfort.

**5**

After treatment, use our semi-conductor laser (physiotherapy laser) to enhance the patient's treatment experience and accelerate the benefits of treatment.

# Vaginal Heads & Digital Endoscope



1

Digital Endoscope




2

Gold plating Reflector : Reflect the Laser



3

360 round reflector



4

Speculum : Broaden the vagina for procedure

## Vaginal Treatment procedure



- 1 Use the digital endoscope to detect the condition of  
privates.
- 2 Under the WIZ Scan Mode, insert the WIZ handpiece, Laser irradiation with 360-degree revolution ,irradiating the laser Pulling out the handpiece by checking the scales on guide tip.
- 3 Under the RF Scan Mode, put the Laser Irradiation on Target area , Rejuvenation and whitening.



Established in 2005, Beijing Sanhe Beauty S & T Co., Ltd takes the leading in applying advanced laser and Intense light technology in medical and beauty industry.

Now we developed Mona IPL series, E-light, Co2 fractional laser, 808nm diode laser, ultrasonic cavitations, fractional RF and hair re-growth laser.

With efficient R & D team, mass production ability and reliable quality control system, Beijing Sanhe Beauty supplies the OEM & ODM service and help our clients build up their own reputation and more competitive in the market.

All the process of the producing is under ISO13485 Quality system and match with CE certification request.

Beijing Sanhe Beauty will work hard constantly for supplying best product and after sale service.

Real Picture of Beijing Sanhe Beauty S & T Co.,Ltd



# Thanks!

**Welcome to consult more!**

[www.beautylaserclinic.com](http://www.beautylaserclinic.com)

Address: 3rd floor, Building No.4, Maohuagongchang, Nancaizhen, Shunyi District,

Email: [shelly@sanhebeauty.net](mailto:shelly@sanhebeauty.net)

